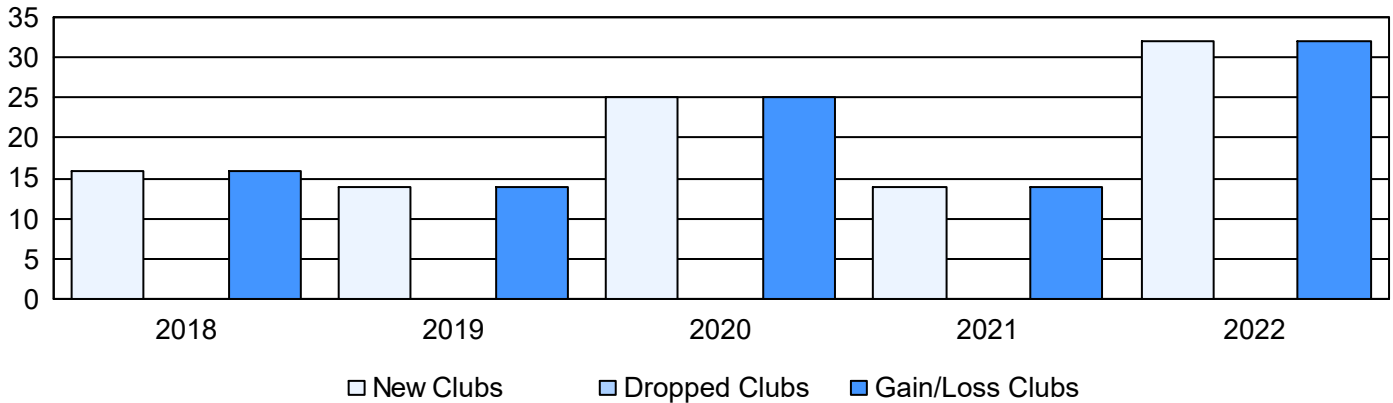
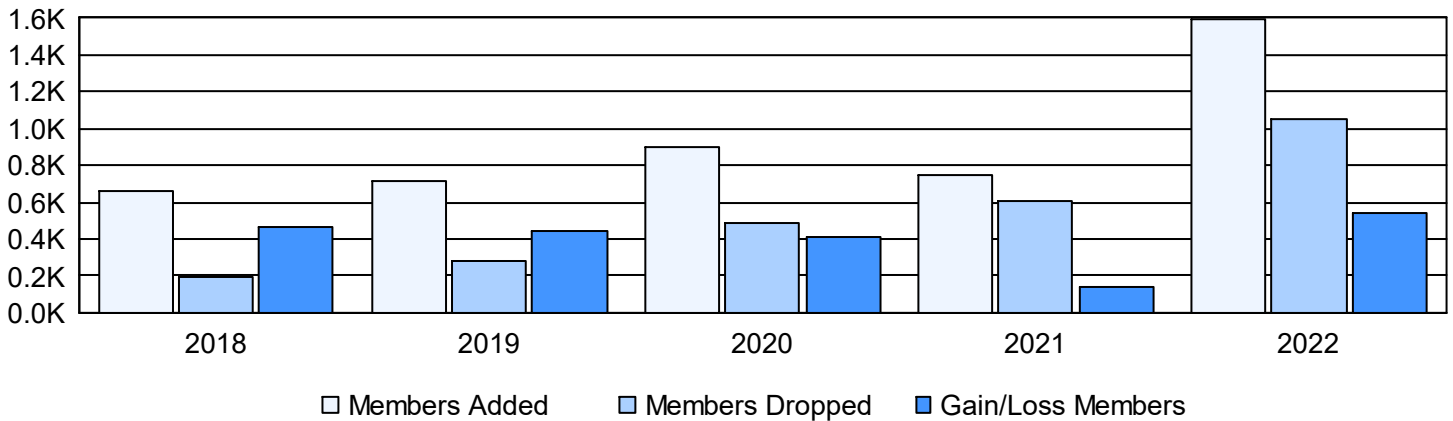


| Year | New Clubs | Dropped Clubs | Gain/ Loss Clubs | New Members | Charter Members | Reinstate Members | Transfer Members | Total Member Added | Total Members Dropped | Gain/ Loss Members |
|----------------|-----------|---------------|------------------|-------------|-----------------|-------------------|------------------|--------------------|-----------------------|--------------------|
| 2017-2018 | 16 | 0 | 16 | 251 | 399 | 6 | 1 | 657 | 197 | 460 |
| 2018-2019 | 14 | 0 | 14 | 351 | 356 | 5 | 3 | 715 | 276 | 439 |
| 2019-2020 | 25 | 0 | 25 | 297 | 547 | 50 | 5 | 899 | 486 | 413 |
| 2020-2021 | 14 | 0 | 14 | 402 | 341 | 2 | 4 | 749 | 606 | 143 |
| 2021-2022 | 32 | 0 | 32 | 656 | 868 | 66 | 5 | 1,595 | 1,055 | 540 |
| Average | 20 | 0 | 20 | 391 | 502 | 26 | 4 | 923 | 524 | 399 |

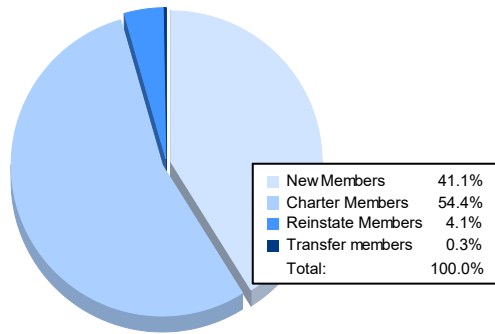
Clubs



Members



Membership Composition June 2022 Cumulative



Gender Composition June 2022 Cumulative

